



Using ITA to Teach English Literacy in Puerto Rico





drive thru, parent's meeting, gathering

Julio Selles Sola






























Carmen D. Ortiz




















Teaching Reading

Stephanie Gómez Fernández


a 	æ 	b 	h 	n 	v 
e 	œ 	c 	j 	p 	w 
i 	ie 	d 	k 	r 	y 
o 	œ 	f 	l 	s 	z 
u 	ue 	g 	m 	t 	

ɑ 	au 	r 	z 	ʃh 	th 
ω 	ω 	3 	lg 	ch 	th 
ou 	oi 			wh 	

Puerto Rico's
ITA Sound Chart

Beginning Reads Books

- Many of our beginning reads books associate with the student's culture.



Teaching BeginningReads Online

JANE FLYNN ANDERSON, PH.D.

INITIAL TEACHING ALPHABET FOUNDATION

NEW YORK, NY 10023

INITIAL TEACHING ALPHABET FOUNDATION, INC

Post-it Strategy

We would write on post it the words a student would have trouble reading in our “secret code” and then save it to work on later to write in slash and dash, building sentences and/or write stories.



That bus is white. The little white bus takes Mom to work.



The big yellow bus takes me back home. The little white bus takes Mom back home, too.

Virtual Sessions



That bus is white. The little white bus takes Mom to work.



The big yellow bus takes me back home. The little white bus takes Mom back home, too.

- I read. You read.
- Like our post-it strategy, we were able to write on the books beneath or besides the word they may have trouble pronouncing in “**secret code**”, helping them work through it and acquiring this word into their vocabulary.

Vocabulary Building

- We also introduce the level book's vocabulary before beginning to read it.
 - For this we use the word box; we place the word on the table and then write them in “secret code”.
 - We also build and write sentences.
 - That way they are familiar with the words before hand.



Reader's Theater

- Lights! Camera! Action!
- We read them as scripts, we encourage our students to get into character and read with expressions and different voices.
- This way they learn to express the different punctuations like:
 - Question: What? Where? When?
 - Exclamation: Yum! Yeah!

Going to School

Reader 1: I walk to school, do you?

Reader 2: No, I take the bus or go in a van.

Reader 1: Is the bus big or small?











Reader 2: It is big and yellow. Many children ride on the bus. All my friends ride the bus. You can ride the bus with me.



Reader 1: Can I?










Reader 2: Yes. Some days my mom drives me to school in a van. Can I walk with you one day?

Reader 1: Yes! One day I can take the bus to school with you, and then you can walk home with me.





Reader 2: Yes!






a		æ	
e		€	
i		ie	
o		œ	
u		ue	

b		h	
c		j	
d		k	
g		l	
			

n		v	
p		w	
r		y	
s		z	
t			






























α		au	
ω		ω	
ou		oi	
















π		Σ	
3		lg	

fh		th	
ch		th	
wh			

ITA
Writing






























SLASH AND DASH
















a 	æ 	b 	h 	n 	v 
e 	€ 	c 	j 	p 	w 
i 	ie 	d 	k 	r 	y 
o 	œ 	f 	l 	s 	z 
u 	ue 	g 	m 	t 	

α 	au 	r 	z 	jh 	th 
ω 	ω 	3 	lg 	ch 	th 
ou 	oi 			wh 	

slash
and dash

Review the ITA Chart


a 	æ 	b 	h 	n 	v 
e 	ɛ 	c 	j 	p 	w 
i 	ie 	d 	k 	r 	y 
o 	œ 	f 	l 	s 	z 
u 	ue 	g 	m 	t 	

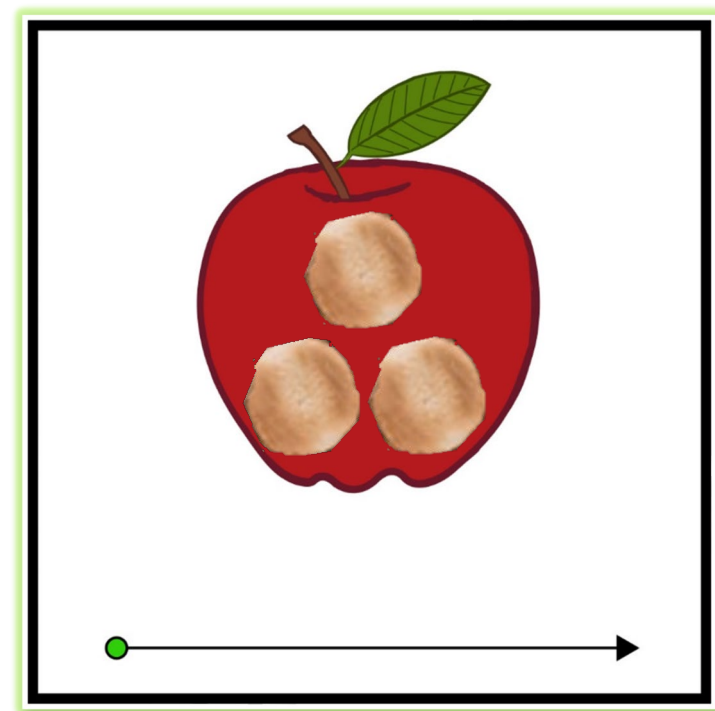


ɑ 	au 	r 	ɜ 	ʃh 	th 
ω 	ω 	3 	ɪg 	ch 	th 
ou 	oi 			wh 	

SLIDE DOWN ACTIVITY



+





Slide Down Sounds in Words



Drive Thru Reading



ITA Story Writing online

The screenshot shows a Windows desktop during an online screen sharing session. The main window is a document titled "I Like to Write Stories" with the subtitle "Here is one I wrote." The document contains two columns of handwritten text in blue ink:

Left column:
the cat
wunted tw bie
u fish.

his mom told
him tw deen
his rum first.

Right column:
hee
clend his
rcem and
his mom
got him u
fish.
the end
Good story, isn't it?

At the top of the screen, a green bar indicates "You are screen sharing" with a "Stop Share" button. Below this is a toolbar with icons for Mouse, Select, Text, Draw, Stamp, Spotlight, Eraser, Format, Undo, Redo, Clear, and Save. On the right side, there is a video call window showing two participants: "Lluvia Morales" and "userMilena". Below the video call is a "Windows Photo Viewer" window displaying a grid of phonics cards. The cards are organized into four columns and five rows, each showing a letter, a vowel, and a corresponding illustration. The bottom of the screen shows the Windows taskbar with various application icons and the system clock indicating 5:27 PM on 7/20/2021.

Windows Photo Viewer window (IMG_4013):

a	æ	b	h	n	v
e	ee	c	j	p	w
i	ie	d	k	r	y
o	oe	f	l	s	z
u	ue	g	m	t	
α	au	r	s	th	th
ω	ω	3	ig	ch	th
ou	oi			wh	

Stories in ITA “secret code”

The screenshot shows a Zoom meeting interface. The main window displays a storybook titled "I Like to Write Stories" with the subtitle "Here is one I wrote." The story is written in pink cursive on lined paper. The text on the left page reads: "bae bee", "trol wunded", "u toi.", "mumet trol", "told him tw", "clee n his rum", "first." The text on the right page reads: "hee did it.", "mumet trol", "bot him u", "toi. bae bee", "trol wus hapee", "and graetful.", "hee en". The bottom of the right page says "Good story, isn't it?". To the right of the storybook is a video feed of two participants: a woman with glasses and a woman with dark hair. Below the video feed is a window titled "1. Ita Chart - Windows Photo Viewer" showing a grid of ITA symbols. The grid is organized into columns and rows, with some cells containing letters and others containing small icons. A pink circle highlights the "oi" symbol in the bottom row of the first column. The Windows taskbar at the bottom shows various application icons and the system clock.

zoom_0

IMG_2011 - Windows Photo Viewer

File Print E-mail Burn Open

I Like to Write Stories
Here is one I wrote.

bae bee
trol wunded
u toi.
mumet trol
told him tw
clee n his rum
first.

hee did it.
mumet trol
bot him u
toi. bae bee
trol wus hapee
and graetful.
hee en

Good story, isn't it?

1. Ita Chart - Windows Photo Viewer

File Print E-mail Burn Open

a	æ	b	h	n	v
e	ee	c	j	p	w
i	ie	d	k	r	y
o	oe	f	l	s	z
u	ue	g	m	t	
ai	au	r	s	jh	th
ow	ow	3	ig	ch	ih
ou	oi			wh	

Full-screen Slideshow

00:06

4:46 PM 7/31/2021

9:48 AM 7/31/2021